



District Report Card: 2017


State: Mizoram	District: Saiha
Class: 5	Subject: Language
Schools: 47	Students: 596


Participation/Coverage


Students

 GENDER	Boys		Girls	
	Number	%	Number	%
	249	41.78	347	58.22

 AREA	Rural		Urban	
	Number	%	Number	%
	446	74.83	150	25.17

 CATEGORY	SC		ST		OBC		GEN	
	Number	%	Number	%	Number	%	Number	%
	0	0.00	596	100.00	0	0.00	0	0.00

 CWSN	LD	VI	HI	S&LD	ID	Oth
	1	2	0	0	1	0

 Management	Government		Government-aided	
	Number	%	Number	%
	544	91.28	52	8.72

Average Performance of Students in Language (%)

Overall	Gender		Area		Management		Social Group			
	Male	Female	Rural	Urban	Govt.	Aided	SC	ST	OBC	GEN
43.17	40.80	44.86	43.20	43.07	43.71	37.44	0.00	43.17	0.00	0.00

Performance on Learning Outcomes (LOs)

Learning Outcomes	Description	Average Performance(%)
L504	Reads and comprehends independently storybooks, news items/ headlines, advertisements etc.	44.46
L508	Reads text with comprehension, locates details and sequence of events	42.52

Range of Performance of Students who Answered Correctly							
Below 30%		30% - 50%		50% - 75%		Above 75%	
Number	%	Number	%	Number	%	Number	%
136	22.82	261	43.79	169	28.36	30	5.03

Lowest Performing Learning Outcomes (LOs)

- 1 - Reads text with comprehension, locates details and sequence of events (42.52)
- 2 - Reads and comprehends independently storybooks, news items/ headlines, advertisements etc. (44.46)